



# **GORDIE CENTER**

## **National Gordie Day Planning Guide 2024**

 **gordie.org**

## Table of Contents

<b>What is National Hazing Prevention Week? .....</b>	<b>2</b>
<b>What is Hazing? .....</b>	<b>2</b>
How do you define hazing?.....	2
What kinds of groups haze? .....	2
What does hazing look like?.....	3
Does hazing always involve alcohol or other substances? .....	3
What are some other components of hazing? .....	4
<b>What is National Gordie Day? .....</b>	<b>4</b>
<b>Who was Gordie? .....</b>	<b>5</b>
<b>6 Steps to a Successful Gordie Day .....</b>	<b>6</b>
Create a planning committee .....	6
Conduct a needs assessment .....	6
Set realistic goals.....	6
Plan your campaign .....	6
Develop a marketing plan .....	7
Evaluate .....	7
<b>Event Ideas .....</b>	<b>8</b>
HAZE.....	8
Presentation on Gordie’s Story .....	8
Pledge to Check Campaign.....	9
#RememberGordie Campaign.....	10
Gordie Day Teaser Campaign.....	10
Medical Amnesty Education.....	11
Step UP! Bystander Intervention Training .....	12
Additional Ideas.....	13
<b>Resources .....</b>	<b>13</b>

Copyright © 2024 Rector and Visitors of the University of Virginia and its Gordie Center. The content of this guide is the copyrighted work of the Gordie Center, and is restricted solely for use by facilitators of National Gordie Day. Any reproduction or redistribution of the guide for commercial or personal gain is prohibited. Copying or reproduction of the guide, in whole or in part, aside from the approved facilitation of National Gordie Day is prohibited without the written permission of the Gordie Center.

## What Is National Hazing Prevention Week?

(Source: <https://hazingpreventionnetwork.org/>)

National Hazing Prevention Week (NHPW) is a time when communities, institutions, organizations, and individuals make a concerted effort to raise awareness and increase education about hazing. Hazing Prevention Network (HPN) is the organizer of National Hazing Prevention Week.



NHPW is officially designated for the last full week of September in 2024, but HPN encourages observance of NHPW at whatever time of the year it fits best into your schedule. Even more, HPN encourages you to make hazing prevention an everyday activity—not just one week out of the year.

Organizing activities and events around a national awareness week is a great way to bring attention to the problem of hazing. NHPW is an opportunity to educate students, parents, teachers, coaches, administrators, faculty, staff, athletic directors, band and performing arts directors, residence hall leadership, student government leaders, community members, local and campus police, and others to not just recognize hazing but to learn ways they can prevent it from occurring in the first place. NHPW should be one part of every community's year-round comprehensive prevention planning efforts.

The ultimate goal is to prevent hazing. Strong education efforts, diligent policy development and reinforcement, and comprehensive planning and ongoing community efforts can do just that.

## What Is Hazing?

(Source: [www.gordie.org/learn/hazing-education/hazing-education-basics](http://www.gordie.org/learn/hazing-education/hazing-education-basics))

### HOW DO YOU DEFINE HAZING?

Hazing is defined as:

Any activity expected of someone joining a group (or to maintain full status in a group) that humiliates, degrades, or risks emotional and/or physical harm, regardless of the person's willingness to participate.<sup>1</sup>

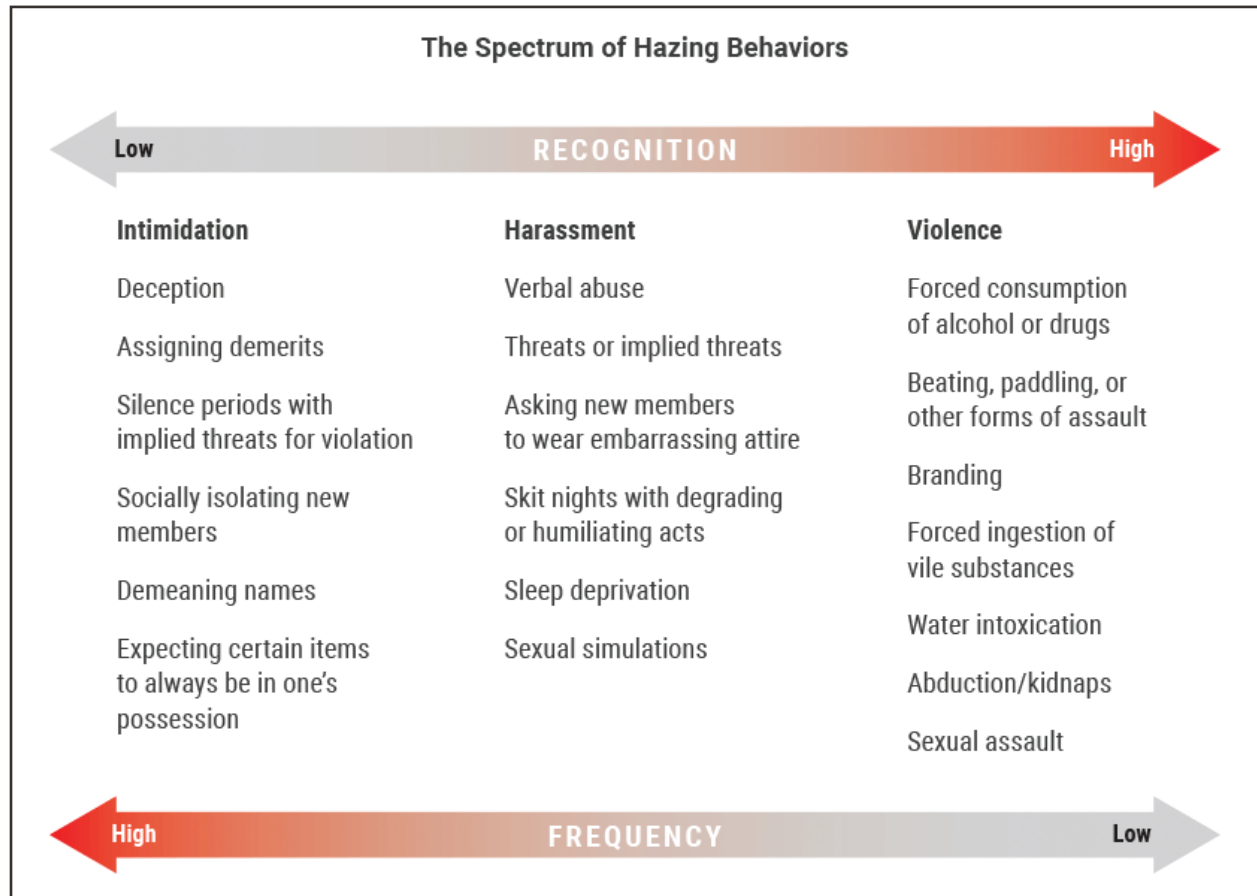
Hazing has existed for hundreds of years. The first documented hazing death in the U.S. was in 1838, but the first documented alcohol-related hazing death did not occur until 1940.<sup>2</sup> Most states have laws against hazing. Check your state's laws through StopHazing's [interactive map](#).

### WHAT KIND OF GROUPS HAZE?

Hazing can happen to anyone, and can happen in any organization in which there is a hierarchy. Hazing happens in all types of student organizations: academic clubs, fraternities and sororities, marching bands, and athletic teams are some examples of groups in which hazing can and does occur. Hazing is far too common among college students, with 55% of those involved in clubs, teams, and organizations experiencing hazing. Nearly three-quarters of college student-athletes experience hazing while in college, which is slightly higher than those who experience hazing in fraternities and sororities. 47% of college students report hazing experiences while in high school and, as a result, many students expect to be hazed in college.<sup>3</sup>

## WHAT DOES HAZING LOOK LIKE?

Hazing can happen at any point in one’s membership experience, and can take many forms. Students may not recognize the most common forms of hazing, which contributes to underreporting. See the Spectrum of Hazing Behaviors<sup>4</sup> below for an illustration of how the most frequent forms of hazing often go unrecognized as hazing.



Allan, 2015; Allan & Kerschner, 2020; Adapted from *Bringing in the Bystander*. Image posted with permission.

See a text-only version of the above image at [The Spectrum of Hazing Behaviors Description](#).

## DOES HAZING ALWAYS INVOLVE ALCOHOL OR OTHER SUBSTANCES?

No, not always. But the most frequently reported form of college hazing is participating in drinking games, such as consuming a fifth of liquor (17 drinks). This combination leads to numerous injuries needing medical treatment, or death. Since January 2000, over 100 people have lost their lives due to hazing activities in the United States. Of those, over 60% are related to substance use, nearly always alcohol.<sup>5</sup>

Coercing people to drink intensifies the power differential between hazers and those being hazed, increasing the odds that hazing victims will comply with unreasonable or dangerous requests. Even small amounts of intoxicating substances impair judgment, which makes it more likely that students will engage in risky behaviors they would never do otherwise.

## WHAT ARE SOME OTHER COMPONENTS OF HAZING?

Secrecy is one. The hazers know what will happen, while those being hazed are blind to the actual risks. Hazing strategies such as kidnapping, blindfolding, or other forms of sensory deprivation are used to produce anxiety in a misguided attempt to promote group loyalty and bonding.

Students want to feel like they worked hard to achieve the privilege of being part of a group, and one of the most persistent challenges in ending hazing is that many students believe hazing victims have willingly agreed to the hazing. But the psychology of hazing makes informed consent impossible. How can someone consent to an activity when the details are purposefully hidden from them? And of course, a person cannot consent when intoxicated or high or make informed decisions about potential risk.

### Sources:

<sup>1</sup> Hoover, N., & Pollard, N. (1999). *National survey: Initiation rites and athletics for NCAA sports teams*. Accessed 18 April 2023.

<sup>2</sup> *As Campus Life Resumes, So Does Concern Over Hazing*. NPR, 4 May 2021.

<sup>3</sup> Allan, E.J. and Madden, M. (2008) *Hazing in View: College Students at Risk*.

<sup>4</sup> Allan, 2015; Allan & Kerschner, 2020; Adapted from *Bringing in the Bystander*. Image posted with permission.

<sup>5</sup> U.S. Hazing Deaths Database <https://www.hanknuwer.com>. Accessed 7 June 2024.

## What Is National Gordie Day?

(To learn more, visit: [www.gordie.org/act/campaigns/national-gordieday](http://www.gordie.org/act/campaigns/national-gordieday) )

National Gordie Day is a Gordie Center initiative held annually as part of National Hazing Prevention Week each September as a way to raise awareness about alcohol overdose and encourage students to intervene when a friend is in distress. Through this day of remembrance, we share Gordie's story in an effort to challenge attitudes about the true risks of hazing and alcohol use. Our motto "Save a Life, Make the Call" is a powerful reminder that encourages young people to seek medical attention if they observe even one sign of alcohol overdose.

2024 marks 20 years since Gordie's tragic - and preventable - death.



## Who Was Gordie?

Gordie died from alcohol-related hazing just 3 weeks after arriving on campus for his freshman year of college. He was only eighteen.

On September 17th, 2004, Lynn Gordon Bailey Jr. (“Gordie”) was found dead at the Chi Psi fraternity house at the University of Colorado at Boulder. On the evening of September 16th, Gordie and twenty-six other pledges, dressed in coats and ties for “bid night,” were blindfolded and taken to the Arapaho Roosevelt National Forest, where they had 30 minutes to drink four handles (1.75 liter bottles) of whiskey and six (1.5 liter) bottles of wine around a bonfire.

When the group returned to the fraternity house, Gordie was visibly intoxicated and was placed on a couch to “sleep it off” at approximately 11 p.m. His brothers proceeded to write on

his body with permanent markers—a fraternity practice meant to embarrass members who pass out. Gordie was left to “sleep it off” for 10 hours before he was found dead the next morning at 9 a.m., face down on the floor. No one had called for help. Gordie’s Blood Alcohol Content (BAC) was .328—more than 4 times the legal driving limit.

Gordie went to CU after three years at Deerfield Academy in Deerfield, MA, where he excelled in athletics, music, and drama. In his senior year, he was co-captain of the varsity football team, playing both middle linebacker and offensive guard. He also started at defense on Deerfield’s New England championship lacrosse team.

At graduation, he received the “Class of 2004 Award of Excellence in Drama” for his memorable performances in Deerfield’s musical and dramatic theater productions. While a senior at Deerfield, Gordie mentored younger students as a Proctor in an underclass dormitory, combining his leadership skills with his constant sense of humor.

Prior to attending Deerfield, Gordie attended St. Mark’s School of Texas in Dallas and The Lamplighter School, also in Dallas.

Gordie especially enjoyed his time in Sun Valley, Idaho, visiting his father and stepmother, where he loved to snowboard in the winter, and fly fish, hike and play golf in the summer. He vacationed frequently in Jamaica and was a huge fan of its reggae music. Gordie taught himself to play the guitar and songs from Kenny Chesney, Dave Matthews, or Bob Marley could often be heard coming from his room. Music and playing guitar had become a passion.

The many people whose lives he touched remember Gordie for his intelligence, leadership, compassion, humor and happiness. All who knew him felt his joy for life. His goal to be a positive role model and mentor to others was greatly enabled by his gift of putting a smile on everyone’s face. Gordie cherished his special relationship with his family and friends, and most of all with his closest friend and sister, Lily.

# 6 Steps to a Successful Gordie Day

## 1. CREATE A PLANNING COMMITTEE

- Make sure you include student leaders, administrators and teachers/faculty. Have at least one initial face-to-face meeting so everyone knows each other and you can build relationships. This will make electronic follow-up communication much easier. Faculty/teachers and staff are invaluable resources because of their expertise in a variety of fields as well as their ability to cut through “red tape.” Involving fellow students and friends is essential to planning events that meet student needs and help motivate change. In addition, they can provide staffing at your event and can help spread the word. Start by contacting health teachers, school counselors, or staff in your campus health center.

## 2. CONDUCT A NEEDS ASSESSMENT

- What do you already know about hazing at your school? Has anyone collected data about the extent of the problem or positive social norms you can reinforce? Do you already have a bystander intervention program that has data on how frequently students intervene? If you don't have school-specific data, then look at national data to guide your campaign. See <https://stophazing.org/issue/hazing-statistics/> for data on hazing behaviors.
- What issues do students believe are the most significant at your school? For example, do you need to raise awareness of the signs of an overdose? Medical amnesty laws? Safe ways to intervene in an emergency? Deciding which issues are most urgent can help you plan events to address the problem.

## 3. SET REALISTIC GOALS

- Once you identify the problem you want to address, decide on measurable outcomes. What do you hope to achieve? See the evaluation section below to learn how you can track your success.
- Examples may include:
  - Increase knowledge of the PUBS signs of alcohol overdose.
  - Increase knowledge of medical amnesty laws/campus policies.
  - Increase knowledge of effective bystander intervention strategies.
  - Increase motivation to call 911 when a student is in distress.
  - Increase motivation among organization members to speak up and end hazing practices.

## 4. PLAN YOUR CAMPAIGN

- Check out the Gordie Center's *National Gordie Day Social Media Playbook* for social media campaigns that you can implement during National Gordie Day.
- Avoid the trap of planning events before completing the first three steps above. Events should only be planned once your group agrees on the problem(s) to address and what you want students to learn.
- Next, think about how much time is required to work out all of the details for your program, including securing the location, choosing speakers (if any), coordinating with college/school offices and departments, preparing materials and getting the word out.
- At a minimum, make sure all reservations are confirmed at least one month ahead of time.

## 5. DEVELOP A MARKETING PLAN

- Advertise, advertise, advertise! (Check out the Gordie Center's *National Gordie Day Social Media Playbook* to help with social media advertisement.)
  - Nothing is more frustrating than putting in time and effort (and sacrificing study time) for a program no one knows about. Be creative in publicizing your event. Here are a few ideas:
- Budget for food, prizes, or student giveaways ... everyone loves free stuff!
- Coordinate with campus organizations that require members to attend educational programming (e.g., Athletics, Fraternity and Sorority Life, Club Sports, Residence Life, etc.).
- Ask faculty who teach health-related courses to provide extra credit to students who attend events.
- Advertise early and everywhere.
- Post flyers and pass out handbills.
- Send an email blast to student listserves, faculty, and administrators.
- Make a TikTok or Instagram campaign leading up to the event.
- Never underestimate the power of word-of-mouth advertising. Tell everyone and anyone you think might be interested.

## 6. EVALUATE


- How will you know you were successful? Consider the following:
  - Number of attendees
  - Number of social media likes/shares
  - Number of people who sign the Pledge to Check
  - Number of educational materials handed out
  - Pre/post surveys to show if students learned new information
  - Create a shared document with examples of marketing materials, evaluation data, and tips to consider for next year. Make sure next year's leaders have access to the file so they can get a jump start on planning.
  - Don't forget to let the Gordie Center know how you did! Complete our brief *Gordie Day evaluation form* and you might win free Gordie Center materials for your school.

### ON A BUDGET?

- ❑ Try reaching out to academic or administrative departments that are interested in hazing prevention. Pooling funds is the easiest way to cut costs.
- ❑ Check with student organizations that can provide funds, such as Student Council/SGA, Interfraternity Council/Panhellenic Council, National Pan-Hellenic Council, Multicultural Greek Council, Psychology Club, etc.
- ❑ You can also reach out to partner organizations from your community who want to help with events such as Community Services Boards, the library, or other schools.



## Event Ideas



### **HAZE** ([www.gordie.org/haze-the-movie](http://www.gordie.org/haze-the-movie))

The Gordie Center offers a documentary film, *HAZE*, about Gordie's story and the dangers of hazing. *HAZE* is a powerful educational tool that can spark in-depth conversations about the role of alcohol and “traditions” to initiate members, as well as motivate audience members to intervene in a hazing situation or alcohol emergency. Since 2008, more than 700 high schools, colleges and other organizations have used the Gordie Center's film as part of their educational efforts. The Gordie Center consistently receives feedback that the film and discussion positively impact students, parents, and campus culture, allowing conversations about what it means to be a valued member of a group, the barriers that prevent intervention on a campus, and how to be an active bystander.

The film uniquely weaves together Gordie's story with a collection of interviews, many of which are with national experts on the subjects of hazing and alcohol, including Dr. Walter Kimbrough, past President of Dillard University and the leading expert witness on hazing cases in the United States. Dr. Aaron White, a biological psychologist (neuroscientist) with the National Institute on Alcohol Abuse and Alcoholism, is also featured, along with hazing expert and Associate Vice President for Student Life and Dean of Students at Rensselaer Polytechnic Institute, Travis Apgar. While the film does contain photographs from the crime scene after Gordie's death, it is appropriate for high school and college audiences.

**The 38-minute updated version was released on February 22, 2018 (Gordie's birthday)** and is intended to be used for interactive programs: a screening followed by a facilitated discussion. All orders of *HAZE* include an easy-to-use facilitator guide and a Public Performance License.

*HAZE* planning ideas:

- Have students Tweet and Instagram their reactions to the film using the hashtag #GordieDay.
- Follow the film with a Q&A session or panel discussion to discuss how your community can tackle issues surrounding alcohol overdose and hazing.
- Encourage students to take the Pledge to Check at [www.gordie.org/take-the-pledge](http://www.gordie.org/take-the-pledge).

### **PRESENTATION ON GORDIE'S STORY**

The Gordie Center created a short PowerPoint presentation so you can share Gordie's story, educate peers on the PUBS signs of alcohol overdose, and encourage students to always call 911 when **even one** PUBS sign is present. A hazing definition and signs to know if you or a friend are experiencing hazing and how to respond are included. The National Gordie Day slides can be found at [www.gordie.org/act/campaigns/national-gordie-day](http://www.gordie.org/act/campaigns/national-gordie-day) under **Free Resources to Download**.

## PLEDGE TO CHECK CAMPAIGN



Many students are unsure of the signs of an alcohol overdose and at what point they should call 911 for help. As part of your campaign, provide education on the *PUBS* signs and then ask students to sign the Pledge to Check to reinforce the importance of calling 911 if they see even one sign. Students can sign the *electronic pledge* or you can reproduce our *paper pledge*. Use this QR code to make it easy!

As part of your program, emphasize the importance of staying to monitor an intoxicated friend and never leaving them alone to “sleep it off” or to put a backpack on a person who has passed out. Remind students that a person’s BAC can continue to rise even after they have stopped drinking and fallen asleep. Even if someone seems OK when they pass out, it’s possible that they could stop breathing during the night.

Set up a table outside of the Student Union or dining hall, before an athletic event, or in another busy area to invite students to sign the pledge. Reward students who sign the pledge with a PUBS laptop sticker to remind them of the PUBS signs.

Don’t forget to use social media to your advantage! Ask students to use the hashtag #PledgeToCheck and to share why they will choose to intervene in an alcohol emergency and not be a passive bystander. You can find additional post ideas and resources located in the Gordie Center's *National Gordie Day Social Media Playbook*.

**Pledge to Check:** ([www.gordie.org/take-the-pledge](http://www.gordie.org/take-the-pledge))

I recognize that alcohol can cause serious harm, even death, as a result of overconsumption.

Today, I join others by pledging to:

- Check for the PUBS signs of alcohol overdose.
- Call 911 for help if I see even one PUBS sign.
- Encourage others to do the same in their organizations, schools, and communities.

An easy way to remember the signs of alcohol overdose is by using the acronym **PUBS**:

**P**uking while passed out

**U**nresponsive to pinching or shaking

**B**reathing is noisy, slow, shallow, or has stopped

**S**kin is blue, cold, or clammy

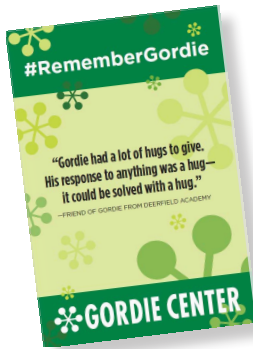
## Is It Alcohol Overdose?

Check for any of the four  
PUBS signs of alcohol overdose



**See even one? Save a life. Call 911!**

© 2014–2024 Rector and Visitors of the University of Virginia and its Gordie Center.  
This image or any portion thereof may not be reproduced without written permission.



## #REMEMBERGORDIE CAMPAIGN ([www.gordie.org/rememborgordie](http://www.gordie.org/rememborgordie))

Gordie Bailey invested in friendships. He was a hugger who created the “Hug Club” while a student at Deerfield Academy. After his death, his parents and friends wanted his memory to live on through the lifesaving message to make the call when a friend is in trouble. The Gordie Center created #RememberGordie Kindness Cards to spread Gordie’s message along with an act of kindness—like a hug! Download and print the cards from the Gordie Center website, and then set up a table in a high traffic area to give out the cards (along with free hugs or treats!). You can also give several cards to each of your campus peer educators to give out as random acts of kindness. Encourage students to use the #RememberGordie hashtag to document their acts of kindness, remember who Gordie was, and to remind everyone to look out for their friends. Social media posts for the #RememberGordie Campaign can be found in the Gordie Center's *National Gordie Day Social Media Playbook* to advertise the campaign.

## GORDIE DAY TEASER CAMPAIGN

Is this your school’s first year implementing a Gordie Day campaign? Introducing a new program can often be a challenge. Students are constantly inundated with ads and messages, so it can be hard to stand out among all the competition. A great way to attract initial attention to your program is to first implement a teaser campaign, which creates a bit of mystery around the topic of your main message. Provide your audience with just enough information to spark curiosity and keep them interested until the big day arrives! Use campaign flyers available on the Gordie Center website to spark curiosity among your campus community and generate discussion about Gordie.

Download the free teaser campaign materials: [www.gordie.org/act/campaigns/national-gordieday](http://www.gordie.org/act/campaigns/national-gordieday) and find additional information in the Gordie Center's *National Gordie Day Social Media Playbook*.

- Start your teaser campaign 1–2 weeks before National Gordie Day.
- Post the “Who Is Gordie?” flyers in academic buildings, residence halls, dining area/cafeteria and other areas where students gather.
- Request that an electronic version be displayed on media monitors and at athletic events (if available).
- Ask local restaurants and businesses to hang your flyers in their windows or on bulletin boards.
- If your school has a public graffiti rock, wall or bridge, you can share messages more visibly. This is a great way to make an impact, but first, make sure you are allowed to paint there.
- Use the hashtag #WhoIsGordie?” to generate discussion about the teaser. You can include photos of flyer locations for those who may not have seen anything yet!
- Create an Instagram story with information about when “Who Is Gordie” will be revealed.
- Ask your school or local newspaper to write an article about your event, but don’t reveal too much about Gordie unless the story will only run after your reveal day.
- Reveal who Gordie is as the kick off to NHPW.
- On the “reveal day” place “Gordie Reveal” flyers next to the “teaser” flyers.




- Ask the school newspaper to write a follow-up article after your big reveal so that everyone who reads it will learn more about Gordie. This is also a great opportunity to publicize other events.

## MEDICAL AMNESTY EDUCATION

(Source: <https://www.withus.org/medical-amnesty-initiative>)

Medical Amnesty—also known as a 911 Lifeline or 911 Good Samaritan Law—is a statewide law which grants intoxicated persons, including minors, a limited legal immunity when they seek help for themselves or another individual who is in need of immediate medical attention.

 **The Medical Amnesty Initiative** Each year, thousands of young people tragically lose their lives to alcohol overdose and other alcohol-related unintentional injuries. In situations where a minor is in need of emergency medical attention, studies show that friends are more worried about getting into trouble and receiving a Minor in Possession/Consumption of alcohol (MIP) ticket, than concerned that their friend’s life may be at risk.

- Alcohol-related unintentional injuries are a leading cause of death among young people in the United States.<sup>1</sup>
- A Cornell University study concluded that while 19% of college students reported that help probably should have been called for a highly intoxicated individual they were with, only 4% actually made the call.<sup>2</sup>
- 68% of teens report they fear getting in trouble and being cited by law enforcement when they drink.<sup>3</sup>
- In a one year period following the implementation of one Medical Amnesty policy, the number of alcohol-related EMS calls increased by almost 700%. Studies also show that while 911 calls increased and fear of judicial repercussion decreased, drinking levels stayed the same or dropped, suggesting that the presence of the policy did not encourage drinking.<sup>2</sup>

As part of your Gordie Day campaign, go to the Medical Amnesty Initiative’s page on the With US website to find out if your state has a medical amnesty law and which behaviors are covered by the law. To learn if your campus has a Medical Amnesty policy, check your campus website.

- If your state has a medical amnesty law and/or your campus provides some level of immunity, how widely are students aware of it? How can you work to increase knowledge of Medical Amnesty laws in your community so that students are aware of their legal rights? Gordie Day is a great opportunity to educate your peers.
- If you don’t have a medical amnesty policy at your school, speak with members of your administration and student government about barriers to intervention, and build a coalition to create a new policy.

### Sources:

- <sup>1</sup> National Institute on Alcohol Abuse and Alcoholism. *The Scope of the Problem*. Accessed 8 August 2022.
- <sup>2</sup> Lewis, D. K., & Marchell, T. C. (2006). *Safety first: A medical amnesty approach to alcohol poisoning at a U.S. university*. *International Journal of Drug Policy*, 17(4), 329–338.
- <sup>3</sup> The Medical Amnesty Initiative, <https://www.withus.org/medical-amnesty-initiative>. Accessed 7 June 2024.

## STEP UP! BYSTANDER INTERVENTION TRAINING

(Source: [www.stepupprogram.org](http://www.stepupprogram.org))



Step UP! is a prosocial behavior and bystander intervention program that educates students to be proactive in helping others. The goals of Step UP! are to:

- Raise awareness of helping behaviors
- Increase motivation to help
- Develop skills and confidence when responding to problems or concerns
- Ensure the safety and well-being of self and others

The five-step model for encouraging bystanders to intervene is:

1. **Notice the Event.** If students are not aware that a person is passed out on the couch at a party or that a friend is frequently skipping class due to hangovers or lack of sleep due to new member activities, then they have no reason to be concerned.
2. **Interpret the Event as a Problem.** Once students notice a potential problem, they must decide if the situation merits intervention. Students may ask friends for their opinions on the seriousness of the situation or investigate further even if others appear unconcerned (e.g., checking a student's breathing). Bystander intervention training encourages participants to be mindful of group-think and be prepared to follow their instincts even if others appear unconcerned.
3. **Assume Personal Responsibility.** Most students feel a responsibility to their peers. Publicly stating one's intention to take action can encourage others to support an intervention.
4. **Know How To Help.** Students need to know the signs of an alcohol overdose and how to respond as well as how to effectively intervene when hazing events are being planned. Practice sessions and role-plays can be effective methods for building these skills.
5. **Implement the Help.** Individuals may accurately perceive a situation as a problem, feel responsibility to intervene and possess the skills to help, but not intervene because the perceived (or real) consequences of action are too great. Groups that discuss behavioral expectations around intervention can reduce the fear of retaliation for potential bystanders.

There are a number of resources on the national Step UP! bystander intervention program website, including modules on hazing prevention and alcohol overdose. Consider hosting a Step UP! training or using the 5 Step Model as part of your overall Gordie Day campaign.

## ADDITIONAL IDEAS

- Host guest speakers from within and outside of the community.
- Share the Gordie Center's 1-minute hazing prevention videos on electronic bulletin boards and as part of your other presentations. You can find our Short Educational Video Series on our [YouTube channel](#).
- Hand out materials like the Gordie Center's posters, PUBS mirror clings, PUBS magnets, and Safer Drinking Guidelines Brochures to Resident Advisors to provide information in residence halls, and offer materials to fraternity and sorority chapters to place in their houses.
- Host an outreach table and provide each student who stops by with a Pledge to Check BAC card (even if they chose not to sign the pledge). The card lists all the PUBS signs, and also provides students with male and female BAC charts, tips on how to reduce their risk for alcohol overdose, and a standard drink equivalency chart which compares a variety of different alcoholic beverages and containers. It can be a helpful tool for students to keep in their wallets or backpacks!
- Check out [www.gordie.org/gordiestore](http://www.gordie.org/gordiestore) along with the Gordie Center's [National Gordie Day Campaign page](#) for pledge materials, Pledge to Check BAC cards, social media campaigns, and other resources and student giveaways.

## Resources

- Gordie Center [www.gordie.org](http://www.gordie.org)
- Hazing Prevention Network [www.hazingpreventionnetwork.org/](http://www.hazingpreventionnetwork.org/)
- Medical Amnesty Initiative [www.withus.org/medical-amnesty-initiative](http://www.withus.org/medical-amnesty-initiative)
- Step UP! Program [www.stepupprogram.org/topics/hazing/](http://www.stepupprogram.org/topics/hazing/)
- Stop Hazing [www.stophazing.org/](http://www.stophazing.org/)